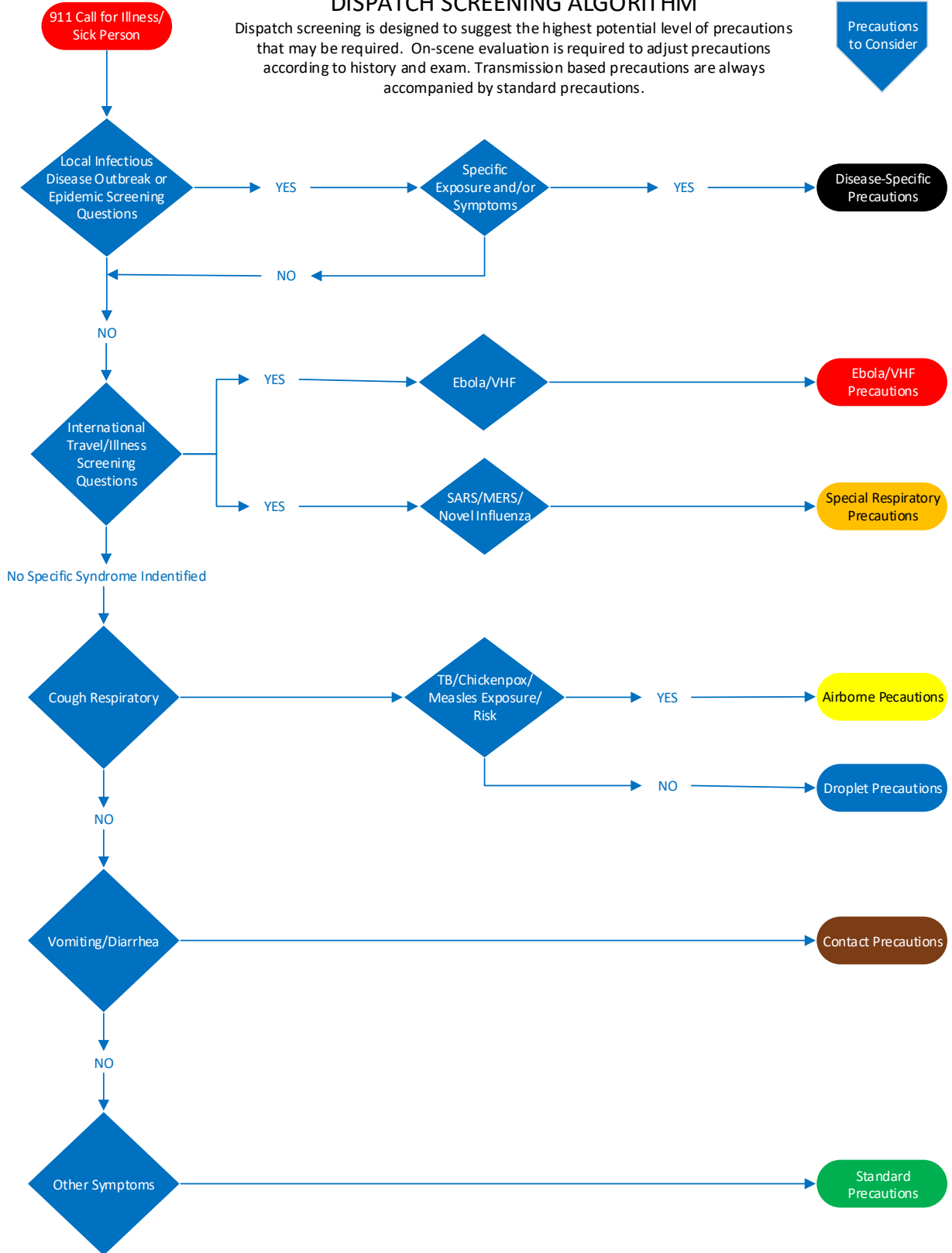


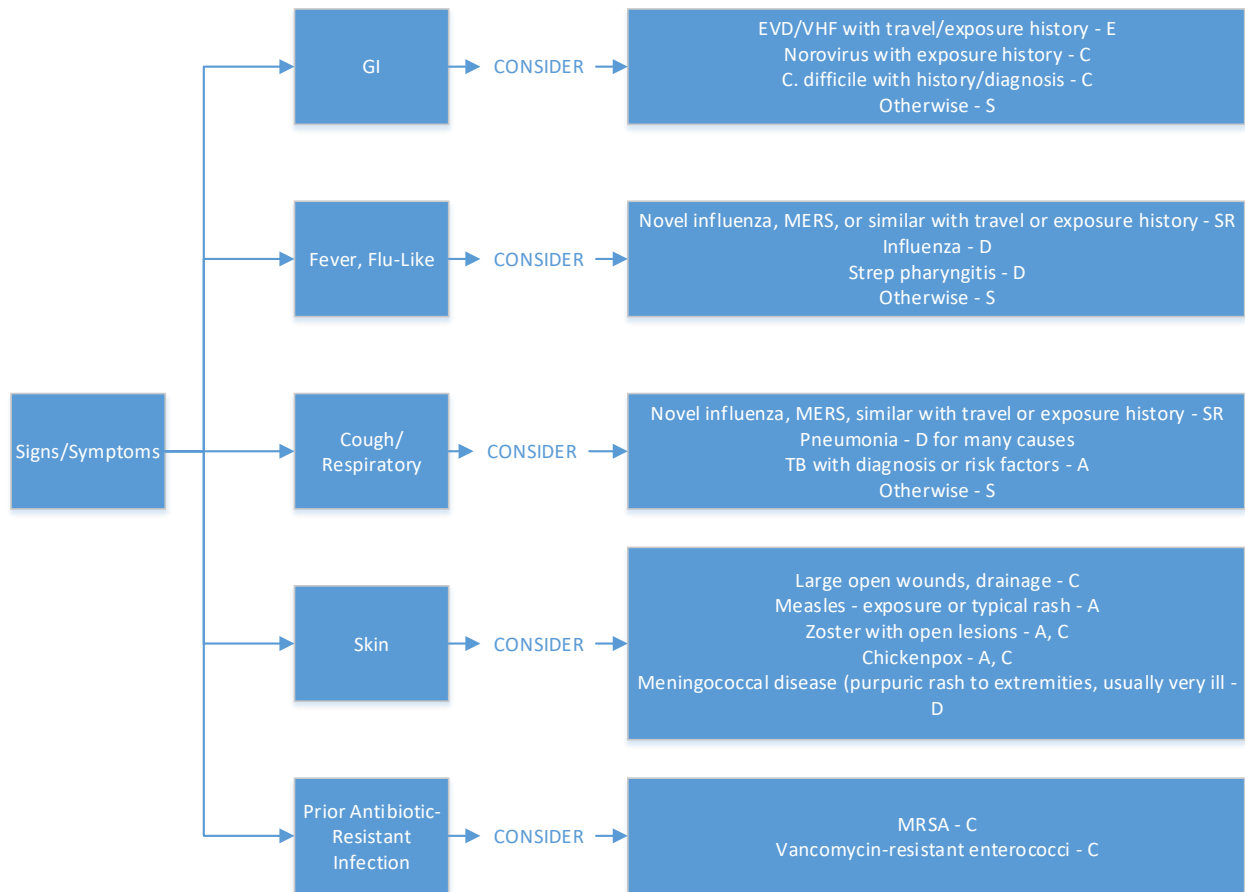
DISPATCH SCREENING ALGORITHM

Dispatch screening is designed to suggest the highest potential level of precautions that may be required. On-scene evaluation is required to adjust precautions according to history and exam. Transmission based precautions are always accompanied by standard precautions.


Precautions to Consider



ON-SCENE ASSESSMENT ALGORITHM



Type of Precautions
(Transmission-based precautions are always accompanied by standard precautions.)



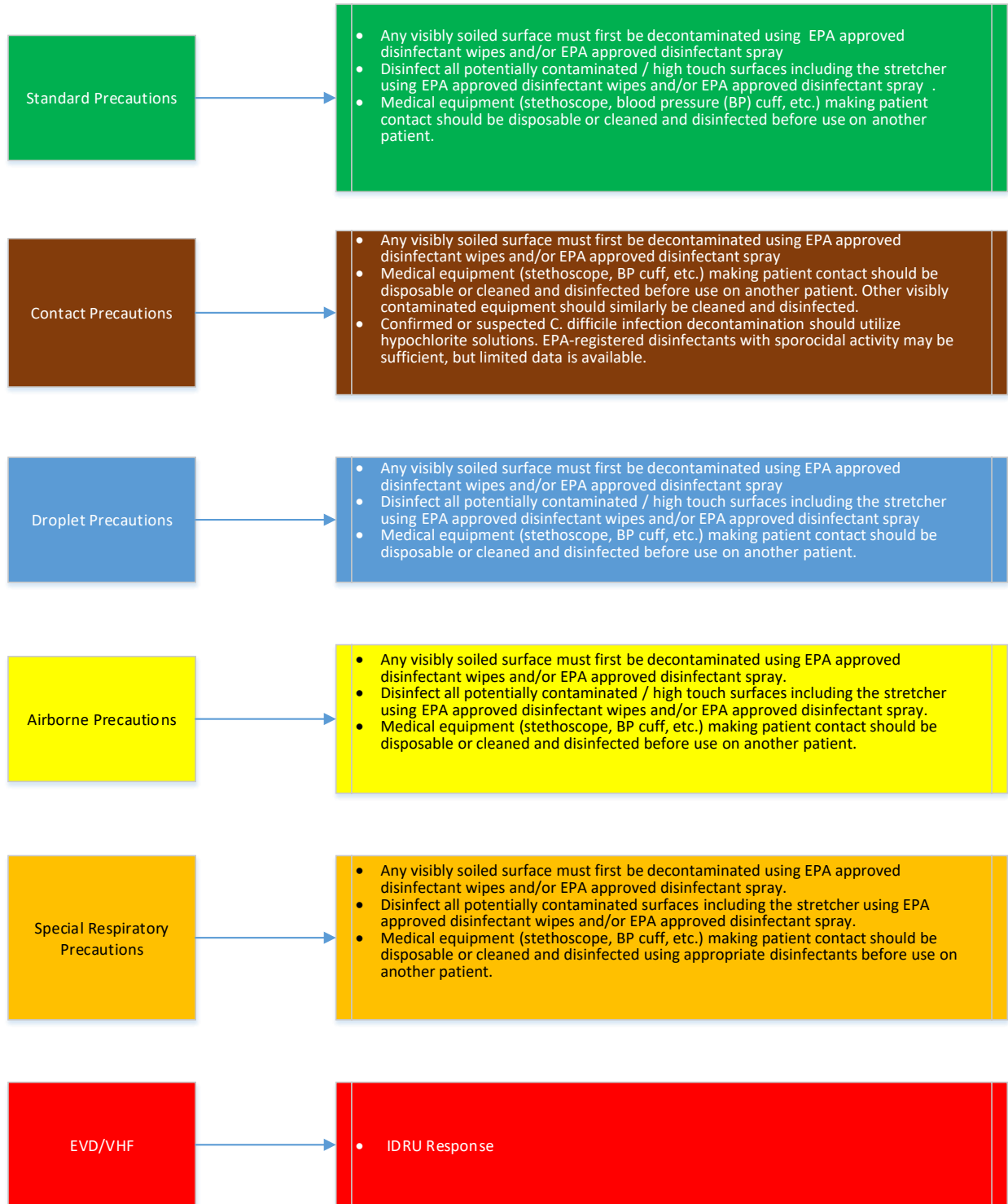
PPE RECOMENDATIONS



TRANSPORT CONSIDERATIONS



DECONTAMINATION



PPE DONNING CHECKLIST

1. Obtain the following items:
 - a. PPE Kit with the following:
 - i. N95 Respirator Mask
 - ii. Surgical Hood
 - iii. Face Shield
 - iv. Impervious Gown
 - v. 2 Shoe Covers
 - b. 2 Pair of Nitrile Gloves
 - i. 1 Standard Size
 - ii. 1 Larger than Standard Size
 - c. PDI Sani-Hands (Blue Top Wipes)
2. Prepare to don PPE
 - a. Trained observer present with checklist OUTSIDE of the patient's room or residence
 - b. Remove watches, jewelry and dangling items that could interfere with integrity of PPE
 - c. Secure eyeglasses and hair with a tie
 - d. Hydrate and attend to personal hygiene
3. Inspect PPE
 - a. Inspect PPE for serviceability (e.g., not torn or ripped) and proper size
4. Perform hand hygiene
 - a. Perform hand hygiene with alcohol-based hand sanitizer or PDI Sani-Hands
5. Don inner gloves
 - a. Don gloves and extend cuffs up arms
6. Don impervious gown
 - a. Ensure gown fully covers torso from neck to knees; arms to end of wrists
 - b. Fasten gown by tying in a loop at waist
 - c. Ensures no trip hazard exists
7. ***For EVD/VHF, Special Respiratory Precautions or when provider anticipates additional lower extremity protection is necessary*** Don impervious boot covers
 - a. Sit down and pull on impervious high-top shoe covers
8. Don N95 respirator
 - a. Don N95 mask and check for seal per fit testing standards
9. ***For EVD/VHF and Special Respiratory Precautions*** Don surgical hood
 - a. Place hood over the head
 - b. Ensure that the hood covers all the hair, ears and neck
 - c. Recheck that eyeglasses are secured
 - d. Adjust N95 mask if needed to ensure proper seal
10. Don face shield
 - a. Positions shield above eyebrows and mid-forehead to cover eyes, nose and mouth
 - b. Adjust N95 mask if needed to ensure proper seal
11. Don outer gloves
 - a. Extend the cuff to cover the sleeves or cuffs of the impervious coverall or gown
 - b. Tuck excess material of the sleeve into cuff
12. Inspection

- a. Extends arms and verifies integrity of PPE with observer
 - b. Bends at waist
 - c. Squats and returns to standing position
 - d. Slowly turns in circle for final inspection
 - e. Observer to mark suit with wearer's name and time donned
13. Reminder
- a. Hands are to be kept away from all mucous membranes (eyes, nose and mouth)

NAME OF PROVIDER

NAME OF TRAINED OBSERVER

DATE

TIME DONNING COMPLETED

PPE DOFFING CHECKLIST

1. Trained observer will collect necessary items for doffing procedure
 - a. Bio hazard bag and trash can
 - b. Stryker Sidekick Wipes (Yellow Top Wipes)
 - c. PDI Sani-Hands (Blue Top Wipes)
 - d. Clorox Healthcare Hydrogen Peroxide
 - e. Box of gloves of appropriate size for Provider
 - f. PPE for Trained Observer
 - i. Gown
 - ii. Box of Gloves of appropriate size for Trained Observer
 - iii. Face Shield
 - g. Identify a "Decontamination Area"
2. Trained Observer will perform Hand Hygiene
 - a. Perform hand hygiene with alcohol-based hand sanitizer or PDI Sani-Hands
3. Trained observer will don the appropriate PPE
 - a. Inner Gloves
 - b. Gown
 - i. Trained Observer will tie gown in the back by his/herself or have bystander tie gown in a bow in the back
 - c. Face Shield
 - d. Outer Gloves
4. Begin Doffing Process
 - a. Engage the trained observer in the "Decontamination Area" with the checklist
5. Inspect PPE
 - a. Inspect PPE for soiling or breaches
 - b. If PPE is visibly contaminated, disinfect by using a Stryker Sidekick Wipe
 - i. Wipe down and away from contaminated area with a single wipe per swipe until contamination is removed
 - c. If the Trained Observer performs any disinfecting of the Provider's gown the Trained Observer will perform hand hygiene using a Striker Sidekick wipe
6. Provider will perform Hand Hygiene
 - a. Perform hand hygiene by using a Styker Sidekick wipe
7. Provider will Doff outer gloves
 - a. Using proper aseptic de-gloving technique
 - b. Discard both outer gloves in the biohazard waste container
8. Inspect Gloves
 - a. **Inspect** the inner gloves' outer surfaces for visible contamination, cuts, or tears
9. Provider will perform Hand Hygiene
 - a. Perform hand hygiene by using a Styker Sidekick wipe
10. Provider will Doff face shield
 - a. Remove by tilting the head slightly forward, grasping the rear strap and pulling it gently over the head and allowing the face shield to fall forward
 - b. Discard in the biohazard waste container
11. Provider will perform Hand Hygiene
 - a. Perform hand hygiene by using a Styker Sidekick wipe

IF SHOE COVERS WERE NOT USED CONTINUE TO STEP 16
12. Provider will Don gloves

- a. Don gloves and extend cuffs up arms
- 13. Provider will remove shoe covers
 - a. Sitting on a clean and stable surface at the border of the designated decontamination area, remove shoe covers, one leg at a time
 - b. Place fingers inside shoe cover and begin rolling down towards the foot
 - c. Remove shoe cover and discarded in the biohazard waste container
 - d. As the shoe cover comes off each foot, place foot into the clean zone

- 14. Provider will perform Hand Hygiene
 - a. Perform hand hygiene by using a Styker Sidekick wipe

- 15. Provider will Doff outer gloves
 - a. Using proper aseptic de-gloving technique
 - b. Discard both outer gloves in the biohazard waste container

- 16. Provider will perform Hand Hygiene
 - a. Perform hand hygiene by using a Styker Sidekick wipe

IF HOOD WAS NOT USED CONTINUE TO STEP 22

- 17. Provider will Don outer gloves
 - a. Extends to cover the sleeves or cuffs of the impervious coverall or gown
 - b. Tuck excess material at sleeve into cuff

- 18. Provider will Doff hood

HOOD IS CONSIDERED CONTAMINATED

- a. Lean forward to avoid allowing the front of the hood from brushing over their exposed mucous membranes (i.e. eyes)
- b. Remove hood by gently pulling the hood from the rear of the head in a motion that is down and away from the neck and shoulders
- c. Discard in the biohazard waste container

- 19. Provider will perform Hand Hygiene
 - a. Perform hand hygiene by using a Styker Sidekick wipe

- 20. Provider will Doff outer gloves
 - a. Using proper aseptic de-gloving technique
 - b. Discard both outer gloves in the biohazard waste container

- 21. Provider will perform Hand Hygiene
 - a. Perform hand hygiene by using a Styker Sidekick wipe

- 22. Provider will Doff impervious gown

GOWN IS CONSIDERED CONTAMINATED

- a. Trained Observer will untie back of gown
- b. Trained Observer will tie each section of the gown in a loop to prevent a trip or contamination hazard
- c. Trained Observer will pull the gown away from the body until the gown tears behind the neck
- d. Trained Observer will remove gown by pulling the gown away from the neck and shoulders, touching the inside only
 - i. As the gown is rolled away from the body it is turned inside out, folded or rolled into a bundle and discarded in the biohazard waste container

- 23. Provider will perform Hand Hygiene
 - a. Perform hand hygiene by using a Styker Sidekick wipe

- 24. Trained Observer will perform Hand Hygiene
 - a. Perform hand hygiene by using a Styker Sidekick wipe

- 25. Provider will Doff inner gloves
 - a. Using proper aseptic de-gloving technique
 - b. Discard both outer gloves in the biohazard waste container

- 26. Provider will perform Hand Hygiene

- a. Perform hand hygiene by using a PDI Sani-Hands wipe
- 27. Provider will Don gloves
 - a. Don gloves and extend cuffs up arms
- 28. Provider will remove N95 Respirator
 - a. Remove N95 respirator from the back to front and discard in the infectious waste container
- 29. Provider will perform Hand Hygiene
 - a. Perform hand hygiene by using a Styker Sidekick wipe
- 30. Provider will Doff gloves
 - a. Using proper aseptic de-gloving technique
 - b. Discard both outer gloves in the biohazard waste container
- 31. Provider will perform Hand Hygiene
 - a. Perform hand hygiene by using a PDI Sani-Hands wipe
- 32. Inspect Provider's Uniform or Garment
 - a. Perform a final inspection for contamination of the uniform or disposable garments
 - b. If contamination is identified, carefully remove the garments and shower immediately
- 33. Trained Observer will decontaminate boots
 - a. Trained Observer will spray boots (including soles) and bottom of pants with Clorox Healthcare Hydrogen Peroxide
- 34. Trained Observer will now Doff PPE
 - a. The provider will now use checklist to assist with PPE doffing of the Trained Observer
- 35. Provider will now Don gloves
 - a. Provider will Don clean gloves to assist with the removal of PPE
- 36. Provider will Inspect PPE
 - a. Inspect PPE for soiling or breaches
 - b. If PPE is visibly contaminated, disinfect by using a Stryker Sidekick Wipe
 - i. Wipe down and away from contaminated area with a single wipe per swipe until contamination is removed
 - c. If gown required decontamination by the Provider the provider will perform hand hygiene using Stryker Sidekick wipe
- 37. Trained Observer will perform Hand Hygiene
 - a. Perform hand hygiene by using a Styker Sidekick wipe
- 38. Trained Observer will Doff outer gloves
 - a. Using proper aseptic de-gloving technique
 - b. Discard both outer gloves in the biohazard waste container
- 39. Trained Observer will perform Hand Hygiene
 - a. Perform hand hygiene by using a Styker Sidekick wipe
- 40. Trained Observer Doff face shield

FACE SHIELD IS CONSIDERED CONTAMINATED

 - a. Remove by tilting the head slightly forward, grasping the rear strap and pulling it gently over the head and allowing the face shield to fall forward
 - b. Discard in the biohazard waste container
- 41. Trained Observer will perform Hand Hygiene
 - a. Perform hand hygiene by using a Styker Sidekick wipe
- 42. Trained Observer will Doff impervious gown

GOWN IS CONSIDERED CONTAMINATED

 - a. Provider will untie back of gown

- b. Provider will tie each section of the gown in a loop to prevent a trip or contamination hazard
 - c. Provider will pull the gown away from the body until the gown tears behind the neck
 - d. Provider will remove gown by pulling the gown away from the neck and shoulders, touching the inside only
 - i. As the gown is rolled away from the body it is turned inside out, folded or rolled into a bundle and discarded in the biohazard waste container
43. Provider will perform Hand Hygiene
- a. Perform hand hygiene by using a Styker Sidekick wipe
44. Trained Observer will perform Hand Hygiene
- a. Perform hand hygiene by using a Styker Sidekick wipe
45. Trained Observer will Doff Inner gloves
- a. Using proper aseptic de-gloving technique
 - b. Discard both outer gloves in the biohazard waste container
46. Trained Observer will perform Hand Hygiene
- a. Perform hand hygiene by using a PDI Sani-Hands wipe
47. Provider will Doff gloves
- a. Using proper aseptic de-gloving technique
 - b. Discard both outer gloves in the biohazard waste container
48. Provider will perform Hand Hygiene
- a. Perform hand hygiene by using a PDI Sani-Hands wipe
49. Trained Observer will dispose of waste
- a. Trained Observer will Don clean pair of gloves
 - b. Trained Observer will gather any loose PPE and place in the biohazard waste container
 - c. Trained Observer will tie the infectious waste container closed
 - d. Trained Observer will dispose of the infectious waste container in the proper receptacle
50. Trained Observer will perform Hand Hygiene
- a. Perform hand hygiene by using a Styker Sidekick wipe
51. Trained Observer will Doff gloves
- a. Using proper aseptic de-gloving technique
 - b. Discard both outer gloves in the biohazard waste container
52. Trained Observer will perform Hand Hygiene
- a. Perform hand hygiene by using a PDI Sani-Hands wipe
53. Follow Up
- a. Perform staff rehab, medical monitoring, documentation, and behavioral wellness check as indicated

NAME OF PROVIDER

NAME OF TRAINED OBSERVER

DATE

TIME DOFFING COMPLETED